

General-Purpose 18-Slot Chassis for PXI


NEW

NI PXI-1045

- High-performance 18-slot PXI chassis
- Accepts both 3U PXI and 3U CompactPCI modules
- Software programmable trigger routing between bus segments
- Low jitter (<5 ps) 10 MHz reference clock
- External 10 MHz reference clock with BNC I/O connectors
- Removable, high-performance power supply with universal AC input
- Extended 0 to 55 °C operating range
- Temperature controlled fan speed
- Remote power-inhibit control and voltage monitoring

Options

- Front and rear rack-mount kits
- Replacement power supply and fan shuttle
- Slot blockers for improved cooling performance
- Factory installation services



High-Performance 18-Slot PXI Chassis

The National Instruments PXI-1045 chassis is a high-power 18-slot chassis designed for a wide range of test and measurement applications. With its large slot capacity and modular structural design, the NI PXI-1045 is well suited for high-channel-count, multi-instrument bench-top or rack-mounted systems. The combination of integrated trigger buses and precise timing features provide the ideal platform for multiple-instrument synchronization and automated testing.

Software System Configuration

The NI PXI-1045 is configured directly through National Instruments Measurement & Automation Explorer (MAX). With this software configuration tool, users can easily configure PXI systems without manual installation of initialization files. With MAX, users can reserve PXI trigger lines on the backplane of the NI PXI-1045, thus preventing instruments from double-driving the trigger lines. In addition, the two trigger routing modules on the PXI-1045 backplane can be programmatically configured to route triggers to and from any of the three bus segments in the chassis.

CompactPCI-Compliant 18-Slot PXI Backplane

The PXI-1045 backplane supports all 3U PXI-compatible devices, as well as standard 3U CompactPCI devices. Three separate bus segments on the backplane of the PXI-1045 are connected with two 64-bit/33 MHz PCI-PCI bridges. Each bus segment on the backplane contains eight PXI trigger lines for routing timing and synchronization signals. The backplane also includes a dedicated matched trace-length star trigger line for passing precise trigger signals from slot 2 to slots 3 through 15 with less than 1 ns of skew.

10 MHz System Reference Clock

A low jitter (<5 ps) 10 MHz system reference clock is supplied to each peripheral slot of the PXI-1045 18-slot chassis. The internal system reference clock, with a skew of less than 250 ps between slots, can be used to synchronize multiple devices and perform unique phase-correlated measurements. External reference clocks, which are automatically detected by the chassis backplane, can be sourced with a precise PXI timing device in slot 2 of the NI PXI-1045 chassis (such as the NI PXI-6608 32-bit counter/timer) or an imported 10 MHz source on the BNC connector on the rear of the chassis.

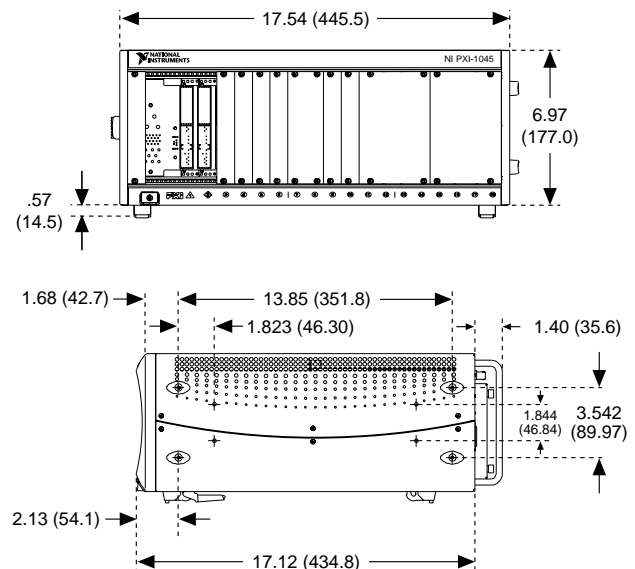


Figure 1. PXI-1045 Front and Side Dimensions in Inches (mm)

Vertrieb durch



AMC – Analytik & Messtechnik GmbH Chemnitz

Heinrich-Lorenz-Str. 55 Tel.: +49/371/38388-0
 09120 Chemnitz Fax: +49/371/38388-99
 E-Mail: info@amc-systeme.de Web: www.amc-systeme.de



General-Purpose 18-Slot Chassis for PXI

NI PXI-1045 Options

The PXI-1045 has a number of optional accessories for complete system integration and optimized chassis functionality. Front and rear rack-mount kits are available for 19 in. rack mounted systems. Spare power supplies are easily replaced with little system downtime because of the modular nature of the PXI-1045 power supply and fan shuttle. Slot blockers can be used to improve the overall cooling performance of the chassis. For online configuration of a complete PXI system, including information about factory installation services, visit the PXI Advisor at ni.com/advisor

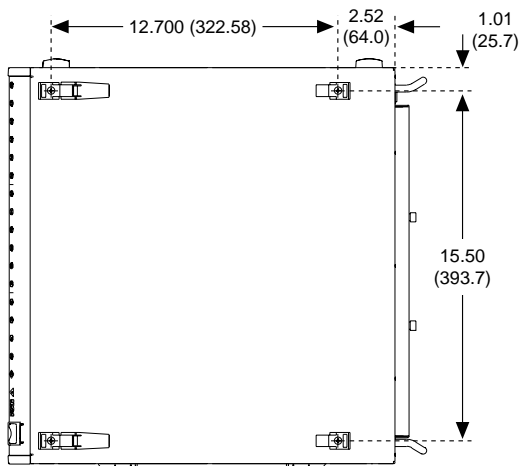


Figure 2. PXI-1045 Bottom Dimensions in Inches (mm)

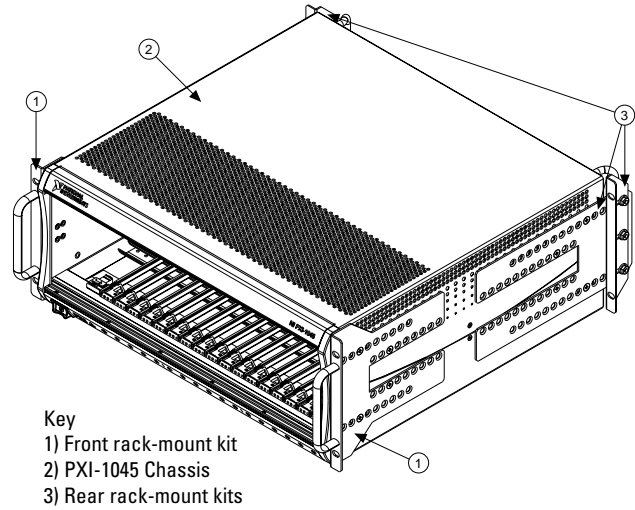


Figure 3. PXI-1045 Chassis with Optional Front and Rear Rack Mount Kits

Ordering Information

Step 1. Select your chassis.

NI PXI-1045778645-01

Step 2. Select one or more power cords.

U.S. 120 VAC763000-01
 Japan 100 VAC.....763000-01
 United Kingdom 240 VAC.....763064-01
 Swiss 220 VAC763065-01
 Australian 240 VAC.....763066-01
 Universal Euro 240 VAC763067-01
 North American 240 VAC.....763068-01

Step 3. Select additional accessories.

Front rack-mount kit (for 19 in. rack)778644-01
 Rear rack-mount kit (for 19 in. rack).....778644-02
 Spare power supply and fan shuttle.....778647-01

Filler panel kit* (7 single-slot, 1 double-slot,
 and 2 quadruple slot)778646-01
 Slot blockers** (2 single-slot)778678-01

*Every PXI-1045 includes a filler panel kit **Slot blockers are optional for improved thermal performance of your PXI-1045 system. Refer to PXI-1045 user manual for more information.

Step 4. Select system setup and installation services.

If you are ordering this chassis as part of a system, select NI Factory Installation Services to have your hardware/software installed and receive your new PXI system ready to use right out of the box.
 NI Factory Installation Services – PXI Systems960596-01

BUY ONLINE!

Visit ni.com/info and enter `pxi1045`.

Vertrieb durch 

AMC – Analytik & Messtechnik GmbH Chemnitz

Heinrich-Lorenz-Str. 55 Tel.: +49/371/38388-0
 09120 Chemnitz Fax: +49/371/38388-99
 E-Mail: info@amc-systeme.de Web: www.amc-systeme.de

General-Purpose 18-Slot Chassis for PXI

Specifications

Complies with PXI 2.1 Specification
Accepts modules compliant with CompactPCI, PICMG 3.0 specification

Electrical

AC Input

Input voltage range	100-240 VAC universal
Operating voltage range	90-264 VAC
Input frequency	50/60 Hz
Operating frequency range	47-63 Hz

DC Output

DC current capacity (IMP)

Voltage	0-45°C	0-50°C	0-55°C
+3.3 V	40 A	37 A	32 A
+5 V	59 A	55 A	48 A
+12 V system slot	0.5 A	0.5 A	0.5 A
+12 V peripheral slots	8.5 A	8.5 A	8 A
-12 V	4.5 A	4.5 A	4.5 A

Load regulation

Voltage	Load Regulation
+3.3 V	<1%
+5 V	<1%
+12 V	<1%
-12 V	<1%

Maximum ripple and noise..... 20 MHz bandwidth

Voltage	Load Regulation
+3.3 V	50 mV _{pp}
+5 V	50 mV _{pp}
+12 V	120 mV _{pp}
-12 V	120 mV _{pp}

Cooling

Fans	3 @ 140 cfm, Auto/High speed selector
Air filters	Rear accessible
Per-slot capacity.....	24 W with fan speed on High
Power supply cooling	Forced air via integrated fan

Physical

Number of PXI slots	18 (1 system controller, 17 peripheral)
Number of system controller expansion slots.....	3 (left of system controller slot)
Dimensions	177 mm x 445.5 mm x 434.8 mm (6.97 in. x 17.54 in. x 17.12 in.)
Height for rack-mount installation.....	4U (approximately 133.3 mm)
Empty chassis weight	12.6 kg (27.8 lb)

Operating Environment

Operating temperature.....	0 to 55 °C
Relative humidity	10 to 90% noncondensing
Altitude.....	2000 m

Storage Environment

Storage temperature.....	-20 °C to 70 °C
Relative humidity	5 to 95% noncondensing

Backplane

Number of PXI-to-PXI bridges	2
PXI-to-PXI bridge locations	Between slots 6-7, slots 12-13
PXI trigger bus segments.....	3 (slots 1-6, 7-12, 13-18)
PXI peripheral slots on star trigger bus.....	Slots 3-15
PXI peripheral slots with access to 10 MHz reference clock	All
Backplane bare-board material.....	UL 94V-0 recognized
Backplane connector.....	Conforms to IEC-917 and IEC 1076-4-101, UL 94V-0 recognized

10 MHz System Reference Clock

Maximum clock skew between slots	250 ps
Built-in 10 MHz clock	
Accuracy	±25 ppm
Maximum jitter	5 ps _{rms} in 10 Hz to MHz range
External clock sources	
Connectors.....	BNC on rear of chassis (ground referenced) or slot 2
Input frequency.....	10 MHz ±100 ppm
Input amplitude	
Rear connector	200 mV _{pp} to 5 V _{pp} , 10 MHz squarewave or sinewave
Slot 2.....	5 V or 3.3 V, 10 MHz TTL signal
Input impedance.....	50 Ω ± 5 Ω (rear connector)
Maximum jitter introduced by backplane circuitry.....	1 ps _{rms} in 10 Hz to 1 MHz range

External Clock Output

Connector.....	BNC on rear of chassis (ground referenced)
Output amplitude.....	1 V _{pp} ±20% squarewave into 50 Ω, 2 V _{pp} into open circuit
Output impedance.....	50 Ω ± 5 Ω

Shock and Vibration

Operating shock	30 g peak, half sine, 11 ms pulse (Tested in accordance with IEC-60068-2-27. Test profile developed in accordance with MIL-T-28800E)
Non-operating shock	50 g _{peak} , half sine, 11 ms pulse
Random Vibration	
Operating	5 – 500 Hz, 0.31 g _{rms} (Tested in accordance with IEC-60068-2-64. Nonoperating test profile developed in accordance with MIL-T-28800E and MIL-STD-810E Method 514)
Non-operating	5 – 500 Hz, 2.46 g _{rms}

Safety

The PXI-1045 18-slot chassis was evaluated using the criteria of EN 61010-1 and meets the requirements of the following standards for safety and electrical equipment for measurement, control, and laboratory use:

- EN 61010-1, IEC 61010-1
- UL 3111-1, UL 61010B-1
- CAN/CSA C22.2 no. 1010.1

Note: UL and other safety certifications are marked on the chassis and available at ni.com.

Electromagnetic Compatibility

EMC	CE, C-Tick, FCC Part 15 (Class A) Compliant
Electro-Magnetic Emissions	EN 55011 Class A @ 10 m FCC Part 15A above 1 GHz
Electro-Magnetic Immunity.....	Evaluated to EN 61326:1997 + A2:2001, Table 1

Note: For full EMC compliance, you must operate this device with shielded cabling. In addition, all covers and filler panels must be installed on empty slots.

CE Compliance

This product meets the essential requirements of applicable European Directives, as amended for CE marking, as follows:

Low-Voltage Directive (safety).....	73/23/EEC
Electromagnetic Compatibility Directive (EMC).....	89/336/EEC

Note: Refer to Declaration of Conformity (DoC) for this product for any additional regulatory compliance information. To obtain a DoC for this product, click Declarations of Conformity Information at ni.com/hardref.nsf/

Vertrieb durch

AMC – Analytik & Messtechnik GmbH Chemnitz

Heinrich-Lorenz-Str. 55 Tel.: +49/371/38388-0
 09120 Chemnitz Fax: +49/371/38388-99
 E-Mail: info@amc-systeme.de Web: www.amc-systeme.de

Global Services and Support

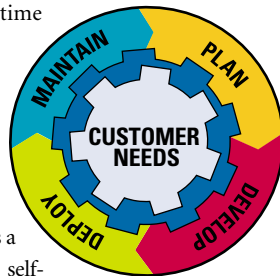
NI has the services and support to meet your needs around the globe and through the application life cycle – from planning and development through deployment and ongoing maintenance – and tailored for customer requirements in research, design, validation, and manufacturing. We have direct operations in more than 37 countries and distributors in another 12 locations. Our local sales and support representatives are degreed engineers, ready to partner with you to find solutions that best fit your needs.

Local Sales and Technical Support

In offices around the globe, our staff is local to the country so that you have access to field engineers who speak your language and are available to consult on your unique needs. We also have a worldwide support organization staffed with Applications Engineers trained to quickly provide superior technical assistance. Use our online Request Support interface (ni.com/support) to define your question, then speak to or e-mail an Applications Engineer, or access more than 14,000 worldwide measurement and automation professionals within NI Developer Exchange Discussion Forums. ni.com/support also provides immediate answers to your questions through self-help troubleshooting, product reference, and application development resources. For advanced technical support and software maintenance services, sign up for Premier Support, a program that provides expanded hours of support availability and expedited phone/e-mail response time (typically four business hours).

Training and Certification

NI recognizes that both initial instruction and ongoing education contribute to your success. NI provides a variety of training alternatives, from self-paced tutorials and interactive CDs, to worldwide hands-on courses taught by experienced instructors – all designed so that you can choose how to learn about our products. Further, NI offers certifications acknowledging individual expertise in working with NI products and technologies. Visit ni.com/training for more information.



Professional Services

Our Professional Services team consists of National Instruments Applications Engineers, NI Consulting Services, and the worldwide National Instruments Alliance Partner Program (a network of 600 independent consultants and integrators). Our Professional Services team can offer services ranging from basic start-up assistance and collaborative development with your engineers, to turnkey system integration and maintenance of your system. In addition to our NI Alliance Partners, we have developed global relationships with many industry partners that range from computer software and hardware companies, such as Microsoft, Dell, Siemens, and Tektronix. By collaborating with these companies, you receive a complete spectrum of solutions – from components to turnkey systems. Find the Alliance partner directory at ni.com/alliance



Product Services

NI GPIB products are warranted against defects in workmanship and material for one year from the date of shipment. To help you meet project life-cycle requirements, NI offers extended warranties for an additional charge. NI provides complete repair services for our products. Express repair and advanced replacement services are also available. Or, order your software and hardware installed in PXI and PXI/SCXI™ systems with NI Factory Installation Services.

Ordering Made Easy

Visit ni.com/products to browse product specifications, make comparisons, or access technical representatives via online chat or telephone. Worldwide customers can use a purchase order or credit card to buy in local currency and receive direct shipments from local NI offices. Our North American Customer Service Representatives are available Monday through Friday between 7 a.m. and 7 p.m. Central Time. Outside North America, please contact the NI office in your country.

Order Status and Service Requests

National Instruments brings you real-time status on current orders at ni.com/status. Similarly, find out the status of open technical support incidents or hardware repair requests at ni.com/support/servicereq



ni.com

(800) 433-3488

Vertrieb durch



AMC – Analytik & Messtechnik GmbH Chemnitz

Heinrich-Lorenz-Str. 55 Tel.: +49/371/38388-0
09120 Chemnitz Fax: +49/371/38388-99
E-Mail: info@amc-systeme.de Web: www.amc-systeme.de

National Instruments • Tel: (512) 683-0100 • Fax: (512) 683-9300 • info@ni.com

♻️ This document represents a commitment from National Instruments to the environment.

© 2003 National Instruments Corporation. All rights reserved. Product and company names listed are trademarks or trade names of their respective companies.