



Waveguide to Coaxial Adapter **AWR34292A**

WR34 to 2.92mm Female, UG1530/U Cover Flange, Right Angle

Rev 4

Electrical

Frequency Range	21.7-33 GHz
VSWR	1.2 max

Configuration

Waveguide Size	IEC	260
	EIA	WR34
Flange Type	IEC	/
	North America	MIL3922/63-009(UG1530/U)
Coax Connector	2.92mm Female	
Body Geometry	Right Angle	

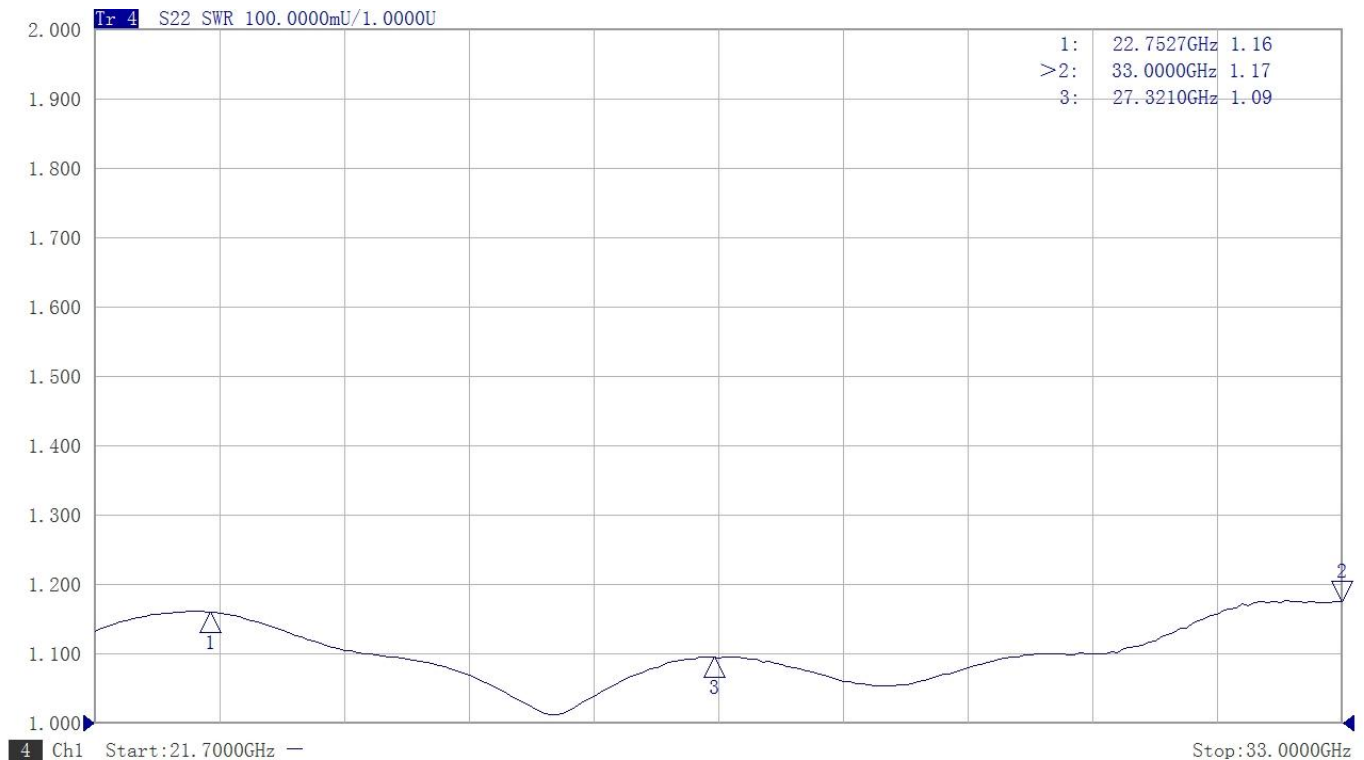
Materials

Waveguide Body	Brass, black or grey painted
Connector Body	Passivated stainless steel
Center Contact	Gold plated beryllium copper

Mechanical & Environmental

Operating Temp	-40°C to 70°C
Connector Interface	MIL-STD-348
RoHS	Compliant

Typical Test Data



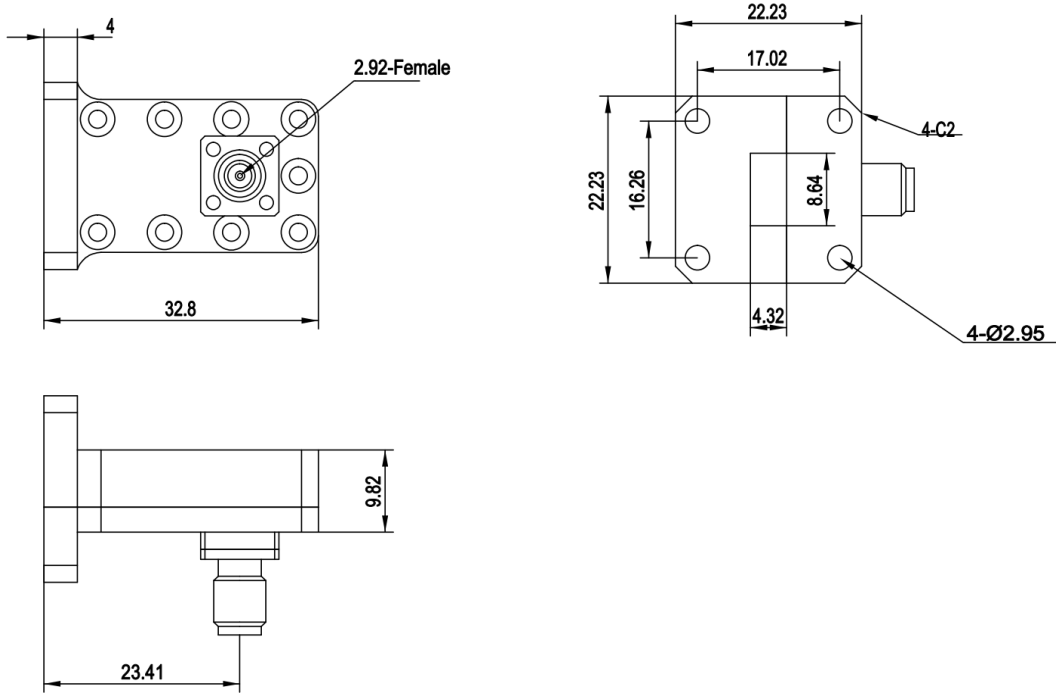
Waveguide to Coaxial Adapter **AWR34292A**

WR34 to 2.92mm Female, UG1530/U Cover Flange, Right Angle

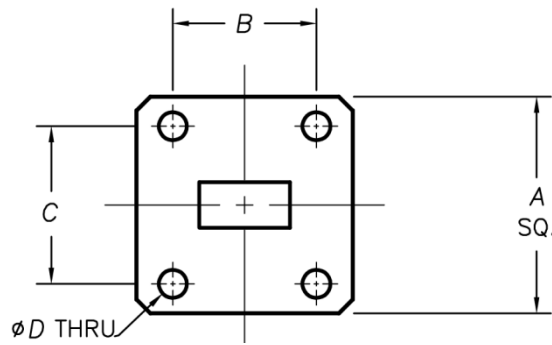


Rev 4

Dimensions(mm)



Flange Comparison (Unit mm)



WG SIZE	CONFORMING STANDARD	A	B	C	D
WR34	RF ONE:AWR34292A	22.23	16.26	17.02	2.95
	USA:MIL3922/63-009(UG1530/U)	22.23	16.26	17.02	2.95

* The purpose of this size comparison is to provide a quick overview of different flange standards.

* Great care has been given nevertheless there might be a few mistakes.

* Please check the flange compatibility before ordering. Customized flanges are available.