



Coaxial Fixed Attenuator

RFH40XXKD50A

DC-40 GHz, 20-40 dB, 50 Watts, 2.92mm, Unidirectional

Rev 1

Electrical

Impedance	50 ohm			
Frequency Range	DC-40 GHz			
VSWR	1.35 max			
Input Avg Power	50W@ 25°C ambient, derating linearly to 5W at 100°C			
Peak Power	200W (5 micro-sec pulse width, 10% duty cycle)			
Direction	Unidirectional, 2.92mm male input, 2.92mm female output (other configurations available)			

Attenuation(dB)	10	20	30	40
Accuracy(dB)	-3.0/+3.0	-3.0/+3.0	-3.0/+3.0	-3.0/+3.0

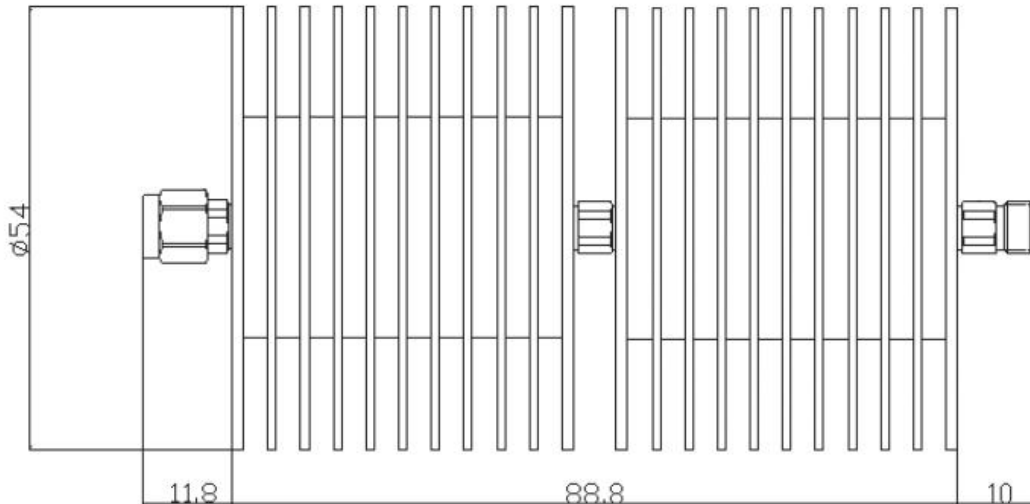
Mechanical

Connector Body	Passivated stainless steel
Heat Sink	Black anodized aluminum
Center Contact	1.27um Gold plated BeCu
Net Weight	Approx 200 g

Environmental

Operating Temperature	-55°C to 100°C
Storage Temperature	-55°C to 125°C
RoHS	Compliant
Temperature Coefficient	<0.0004 dB/dB/°C

Dimensions(mm)



Notes

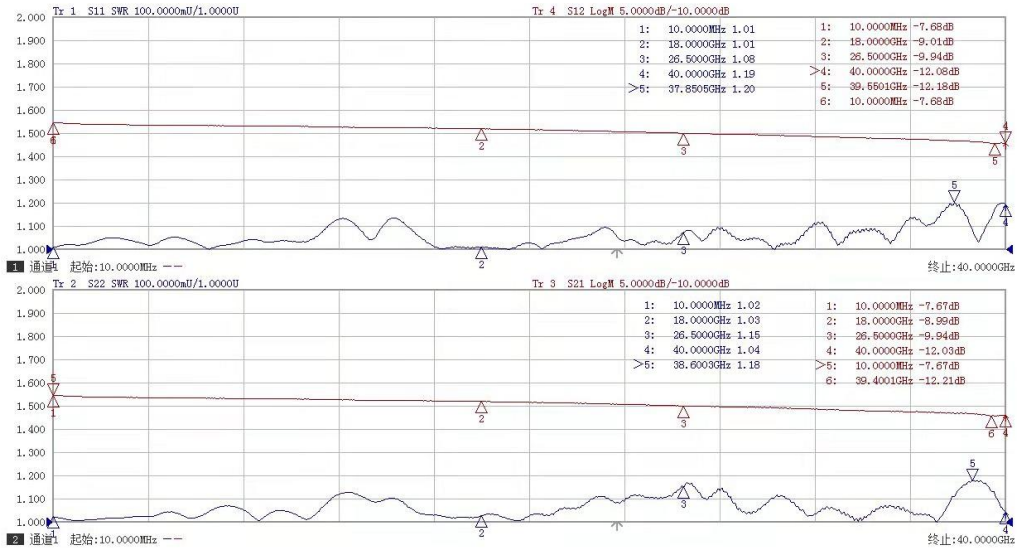
1. Always pay attention to the direction of attenuators.
2. To maintain best performance, recommended to use fan to keep the case temperature under 85°C.
3. Customized dB values, outlines and optimal accuracy/VSWR available.

Model Description

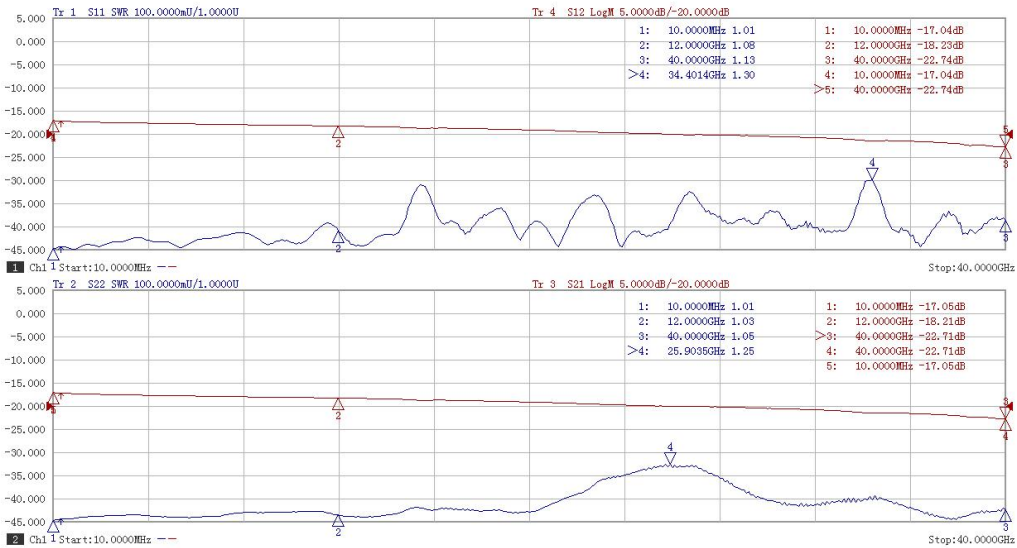
RFH40XXKD50A

1. XX for dB value: 20=20dB, 30=30dB
2. Code for connector configuration:
 A=female for two ends; B=male for two ends
 C=female for input and male for output;
 D=male for input and female for output.

10dB



20dB



30dB

