



Electrical

Impedance	50 ohm
Frequency Range	DC-27 GHz
VSWR	1.3 max
Input Avg Power	2W@ 25°C ambient, derating linearly to 0.2W at 100°C
Peak Power	250W (5 micro-sec pulse width, 0.4% duty cycle)
Direction	Bidirectional, SMA female to SMA male (other configurations available)
Attenuation(dB)	0-30
Accuracy(dB)	±0.65

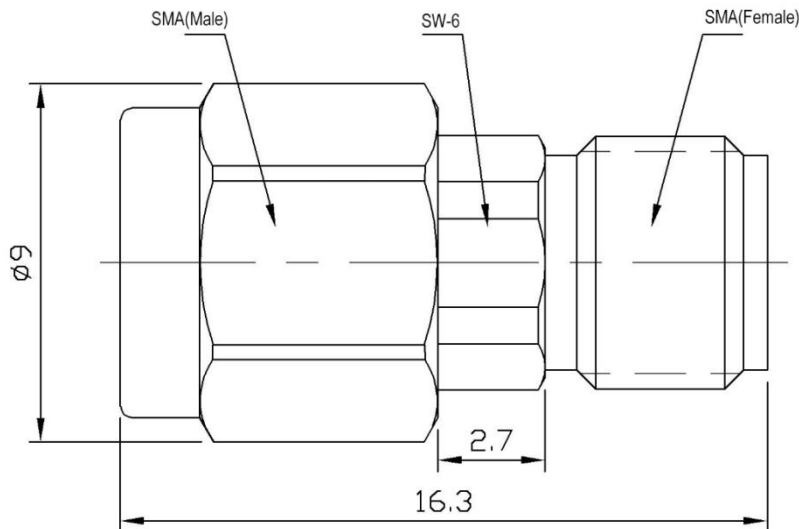
Mechanical

Connector Body	Passivated stainless steel
Heat Sink	N/A
Center Contact	Gold plated beryllium copper
Net Weight	Approx 5 g

Environmental

Operating Temperature	-55°C to 100°C
Storage Temperature	-55°C to 125°C
RoHS	Compliant
Temperature Coefficient	<0.0004 dB/dB/°C

Dimensions(mm)



Notes

1. Customized dB values, outlines and optimal accuracy/VSWR available.

Model Description

RFHB27XXSC2

1. XX for dB value: 06=6dB, 30=30dB

2. Code for connector configuration:

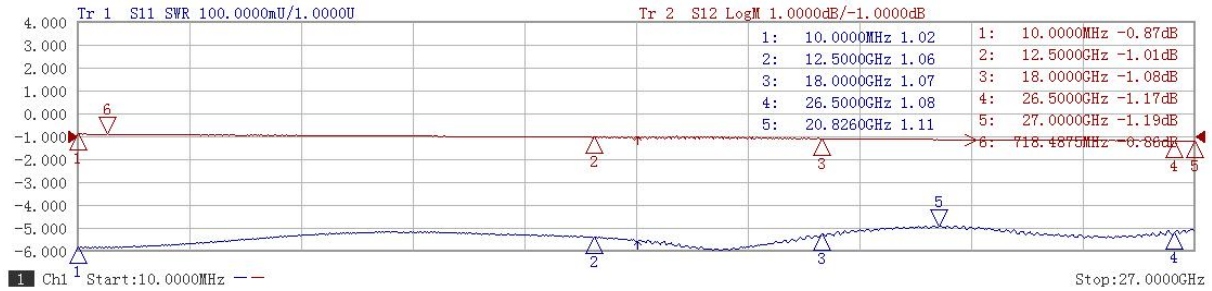
A=female for two ends; B=male for two ends

C=female for one end and male for the other.

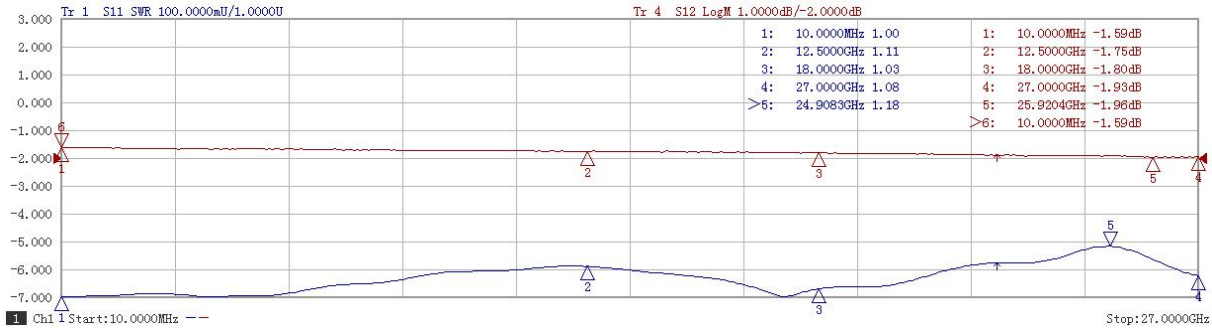


Typical Test Data(Contact us at sales@rfone.cn for test plots of more models)

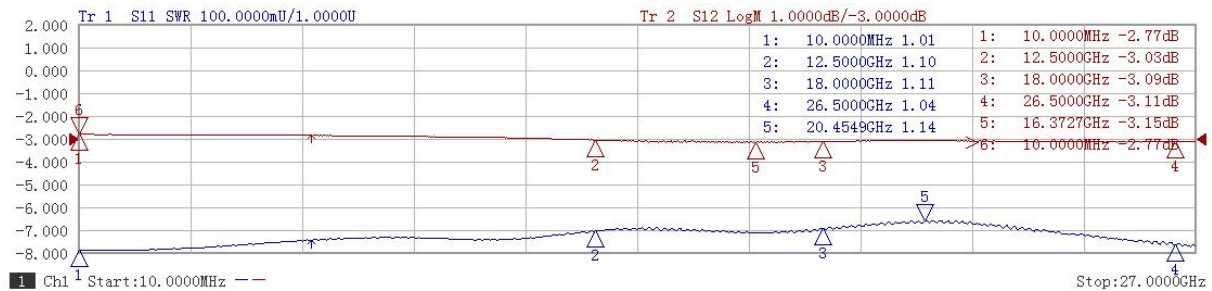
1dB



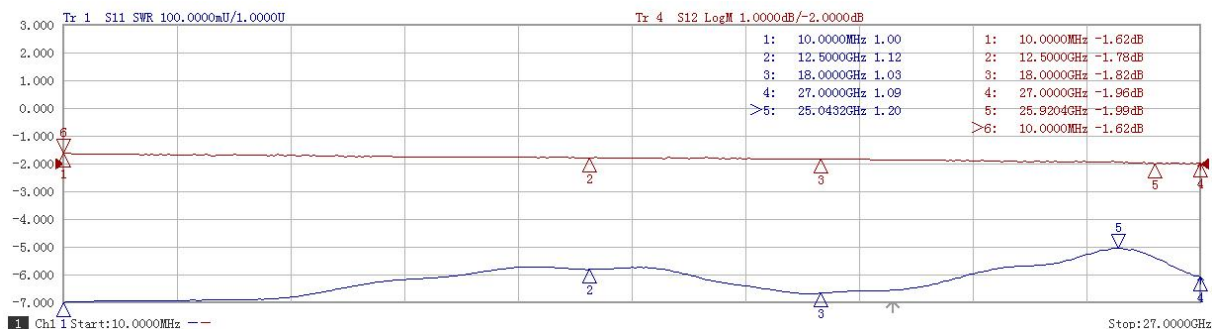
2dB



3dB



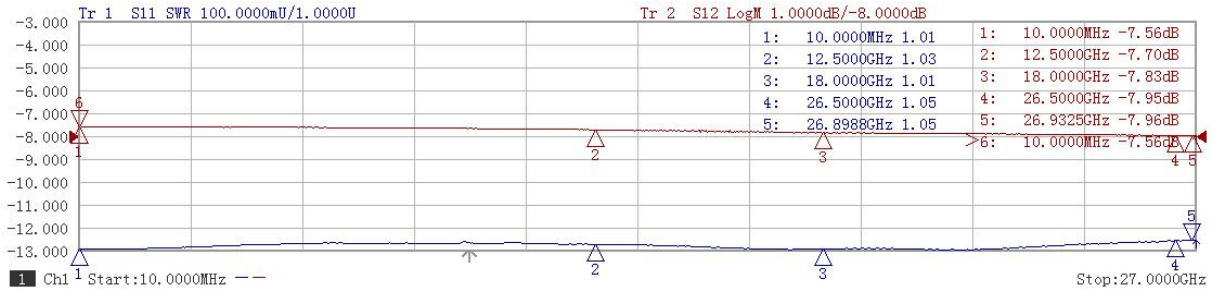
6dB



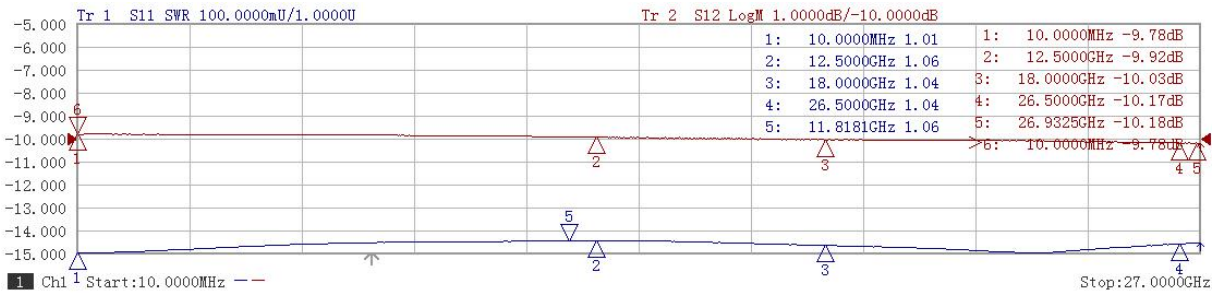


Typical Test Data(Contact us at sales@rfone.cn for test plots of more models)

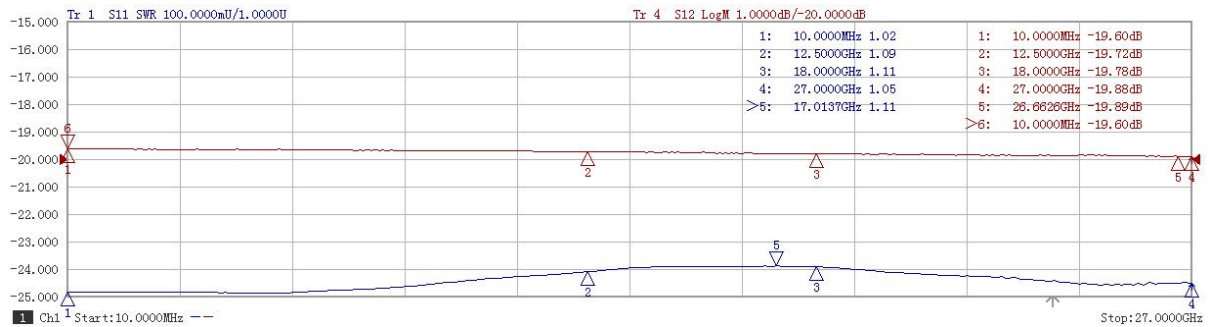
8dB



10dB



20dB



30dB

