

Waveguide to Coaxial Adapter **AWR62292**

WR62 to 2.92mm Female, Square Cover Flange, Right Angle



Rev 1

Electrical

Frequency Range	11.9-18 GHz
VSWR	1.2 max

Configuration

Waveguide Size	IEC	140
	EIA	WR62
Flange Type	IEC	UBR140
	North America	M3922/53-006(UG1665/U)
Coax Connector	2.92mm Female	
Body Geometry	Right Angle	

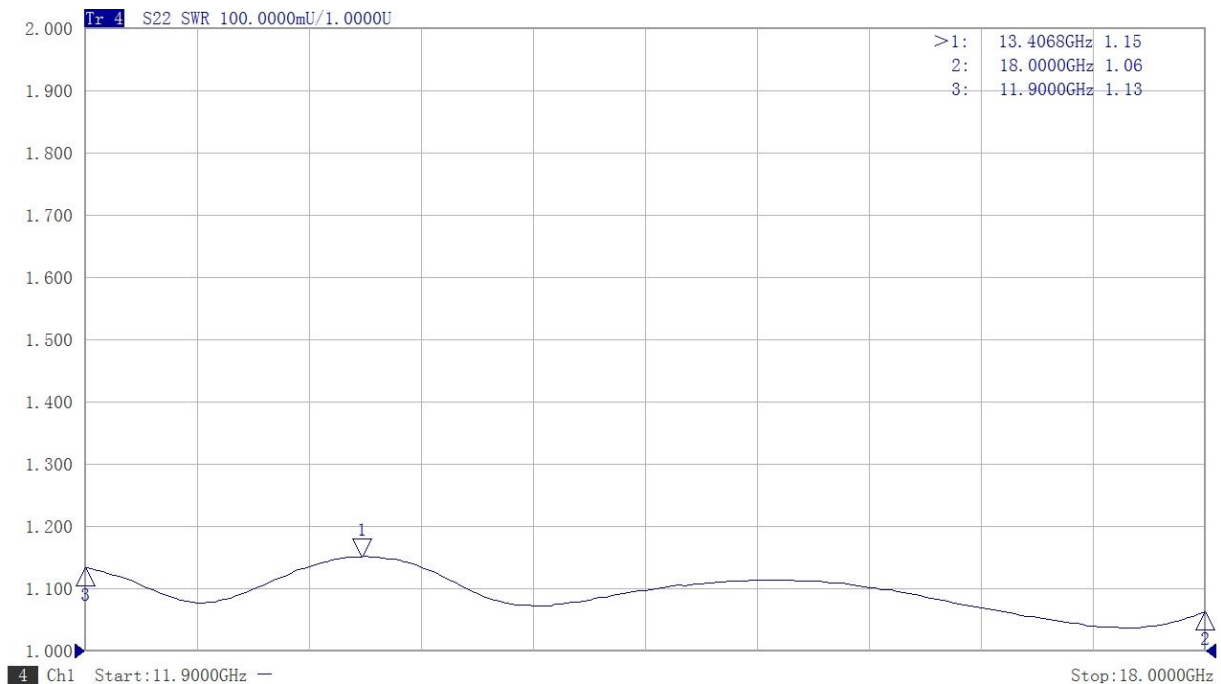
Materials

Waveguide Body	Aluminum, black or grey painted
Connector Body	Passivated stainless steel
Center Contact	Gold plated beryllium copper

Mechanical & Environmental

Operating Temp	-40°C to 70°C
Connector Interface	MIL-STD-348
RoHS	Compliant

Typical Test Data



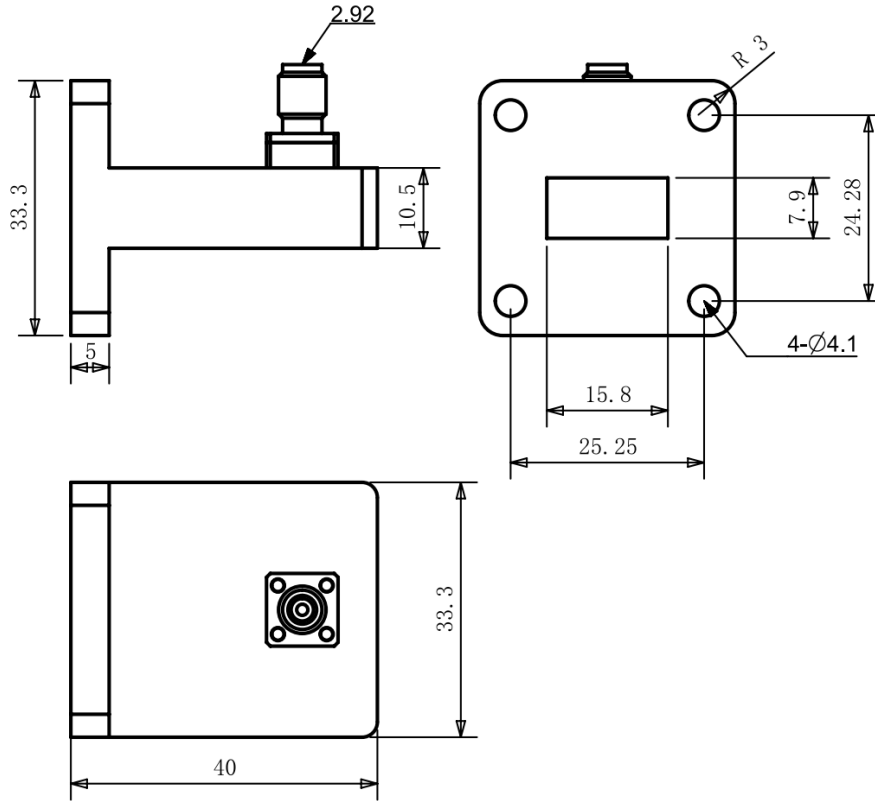
Waveguide to Coaxial Adapter **AWR62292**

WR62 to 2.92mm Female, Square Cover Flange, Right Angle

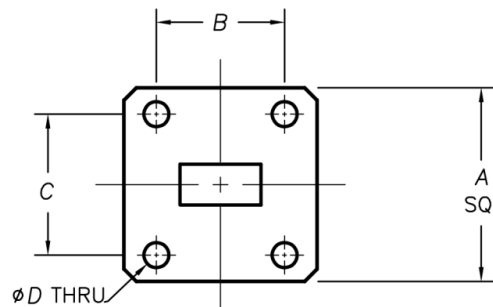


Rev 1

Dimensions(mm)



Flange Comparison (Unit mm)



WG SIZE	CONFORMING STANDARD	A	B	C	D
WR62	RF ONE:AWR62292	33.3	25.25	24.28	4.1
	IEC60154:UBR140	33.30	25.24	24.28	4.00
	USA:MIL3922/53-006(UG1665/U)	33.35	25.24	24.28	3.66

* The purpose of this size comparison is to provide a quick overview of different flange standards.

* Great care has been given nevertheless there might be a few mistakes.

* Please check the flange compatibility before ordering. Customized flanges are available.