



Electrical

Impedance	50 ohm			
Frequency Range	DC-67 GHz			
VSWR	1.3 max			
Input Avg Power	2W@ 25°C ambient, derating linearly to 0.2W at 100°C			
Peak Power	50W (5 micro-sec pulse width, 2% duty cycle)			
Direction	Bidirectional, 1.85mm female to 1.85mm male (other configurations available)			

Attenuation(dB)	1-3	4-8	9-25	26-40
Accuracy(dB)	-0.6/+0.9	-0.7/+1.0	-0.8/+0.8	-0.9/+1.0

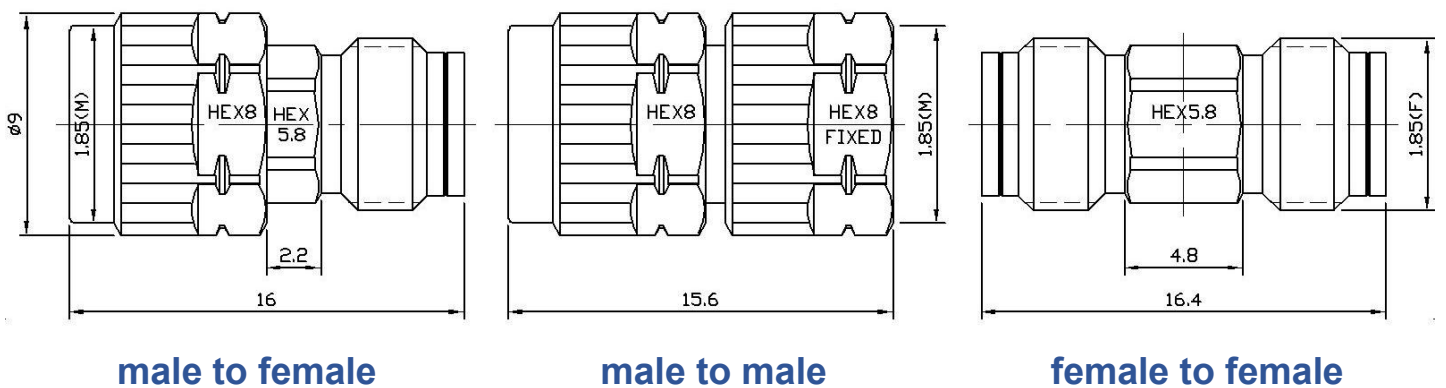
Mechanical

Connector Body	Passivated stainless steel
Heat Sink	N/A
Center Contact	1.27um Gold plated BeCu
Net Weight	Approx 3.5 g

Environmental

Operating Temperature	-55°C to 100°C
Storage Temperature	-55°C to 125°C
RoHS	Compliant
Temperature Coefficient	<0.0004 dB/dB/°C

Dimensions(mm)



Notes

1. Customized dB values, outlines and optimal accuracy/VSWR available.

Model Description

RFHB67XX185C2

1. XX for dB value: 06=6dB, 30=30dB

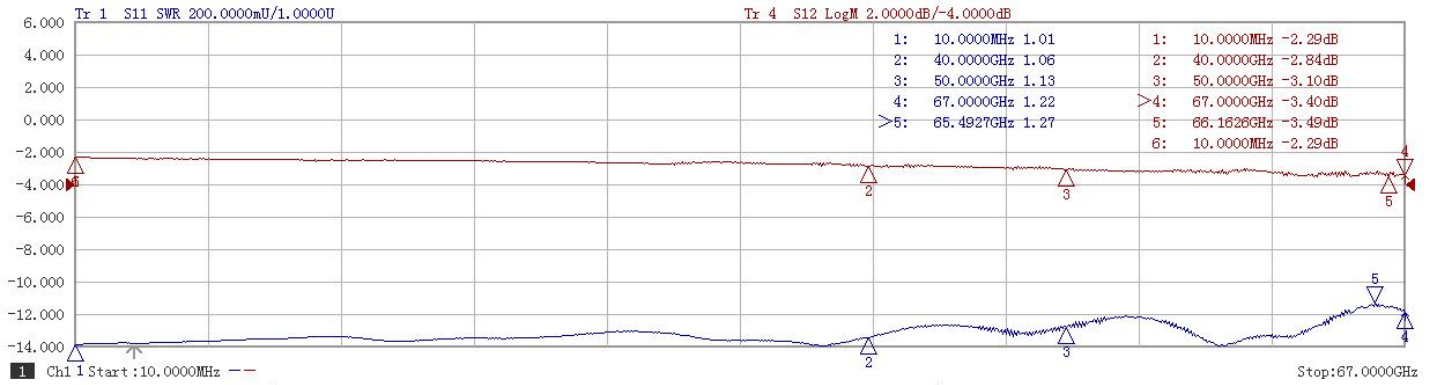
2. Code for connector configuration:

A=female for two ends; B=male for two ends

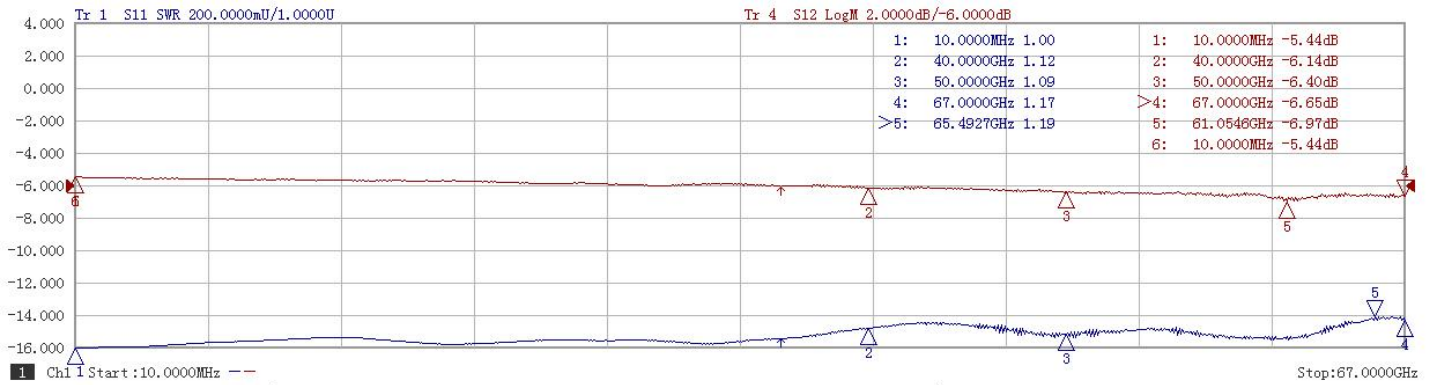
C=female for one end and male for the other.

Typical Test Data(Contact us at sales@rfone.cn for test plots of more models)

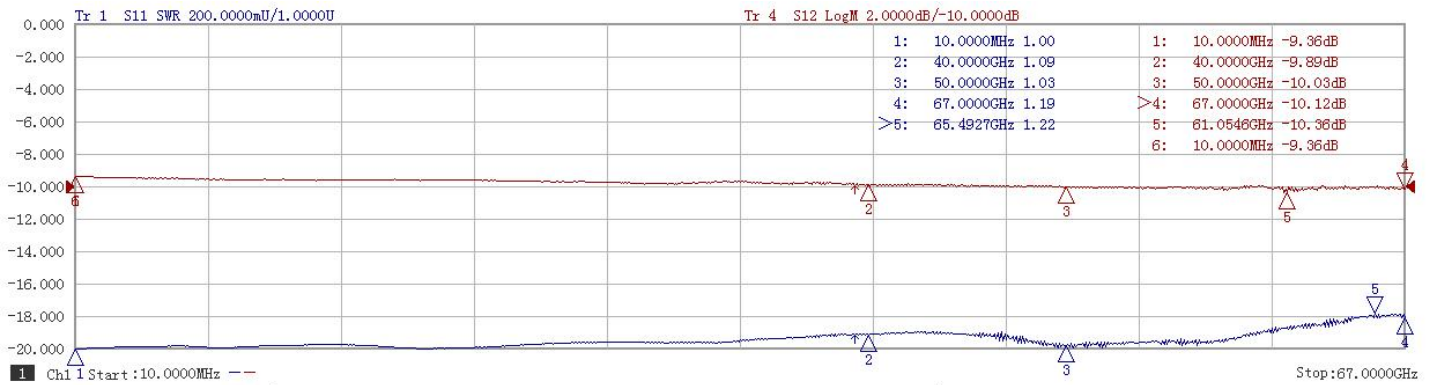
3dB



6dB



10dB



30dB

